
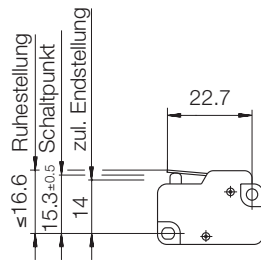




Description of basic version

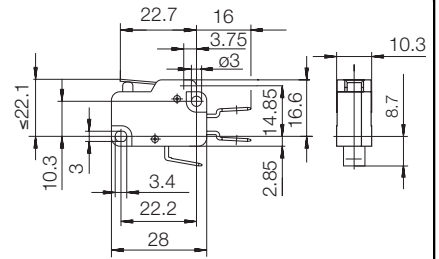
single pole change-over

cover and socket type 182 red  
actuator PA nature  
rotatable stored lever  
steel zinc coated + chromated  
exterior stored  
contact pairing Ag/Ag  
terminals: screws chromated  
solder and P-I silver-plated  
PCB pre-copper plated and silver-plated  
bearing points ungreased



1006.1101

plug-in terminal 6,3



pre-travel max 1,8 mm  
over-travel min 0,8 mm  
movement differential max 0,3 mm

contact type: frictional snap-action contact

life endurance mech: 5.000.000  
electr: load dependent

electrical rating and approval marks

printed (injected):

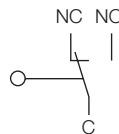
1006.  
10(4)/400~ 10 E 3  
6(2,5)/400~50 E 3 T 100  $\mu$   
10 A 125-250V AC 1/4 HP R 44



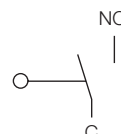
terminal 1: NC terminal 2: NO terminal: C (injected at all switches in the switching symbol)

switching function

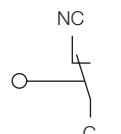
change-over



normally open

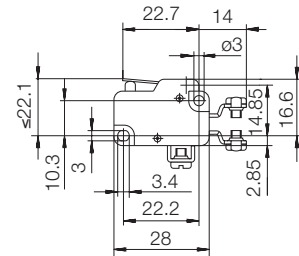


normally closed

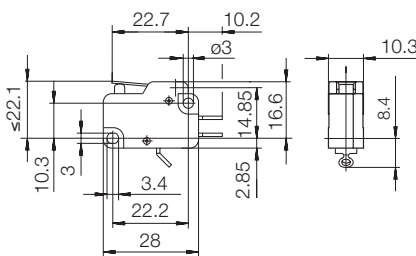


lever designs and terminal version

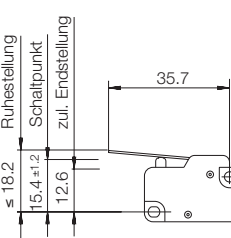
screw terminal M 3



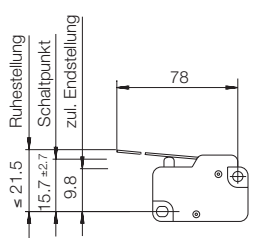
solder terminal



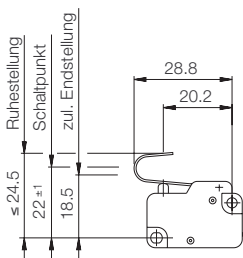
lever 35,7 long



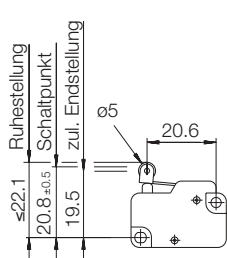
lever 78 long



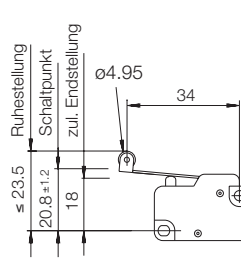
spring lever 28,8 long



lever 20.6 long with roll PA  $\varnothing$  5

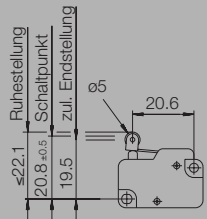


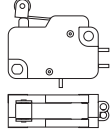
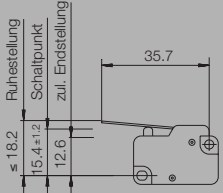
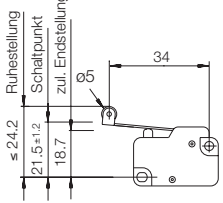
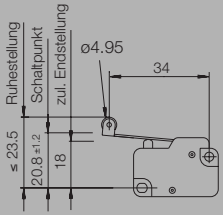
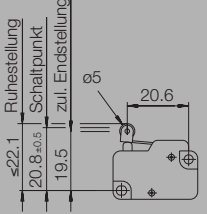





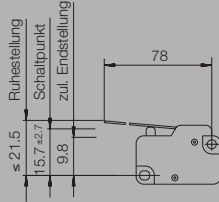
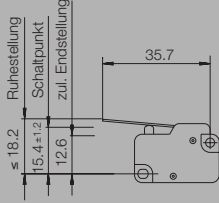
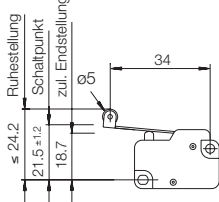



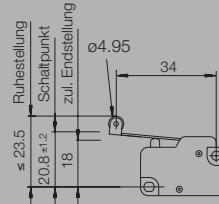



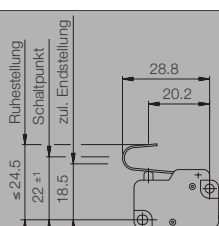
lever 34 long with roll PA  $\varnothing$  4,95



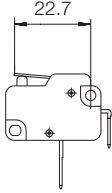


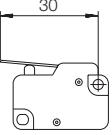
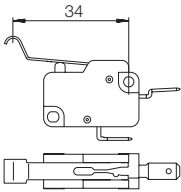
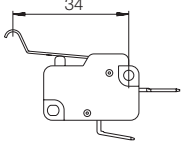
remarks



product No	kind of terminals	actuating force in N	Po	S	F		<b>tolerances to basic model</b>
0201 x	screw M 3	1,50-2,50				like .0701 contacts without cross rib	additional marking packing: 0531
0701 x	solder	1,50-2,50				<b>lever 20,6 long with roll ø 5 PA yellow contacts with cross rib</b> 	
0702	solder	1,50-2,50				like .0701 moving contact parts milled	
0704	solder	2,40-3,80				like .0701 contacts without cross rib	1006. (not injected) 20(4)/400~ 10 E3 16(4)/400~ 50 E3 10(6)/250~ 50 E3 T 100 μ  16A 125-250V AC 1/2 HP R 109 
0711	solder short	1,50-2,50				like .0701 moving contact parts milled	
0901 x	solder	0,80-1,40				<b>lever 35,7 long contacts with cross rib</b> 	<b>pre-travel max 4,0 over-travel min 1,6 movement differential max 0,7</b>
1001 x	solder	0,70-1,25				<b>lever 34 long with roll ø 5 PA yellow contacts with cross rib</b> 	pre-travel max 3,9 over-travel min 1,6 movement differential max 0,9
1011	solder	0,70-1,25				<b>lever 34 long (neu) with roll ø 5 PA yellow (191.079.033) contacts with cross rib</b> 	<b>alternative version for .1001</b>  <b>pre-travel max 3,9 over-travel min 1,6 movement differential max 0,9</b>
1101 x	P-I 6,3	1,50-2,50				<b>contacts with cross rib</b>	
1201 x	P-I 6,3	1,50-2,50				<b>lever 20,6 long with roll ø 5 PA yellow contacts with cross rib</b> 	

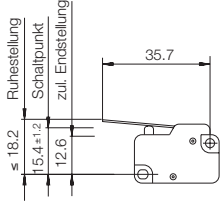



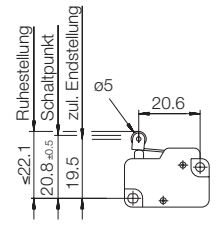
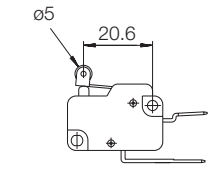



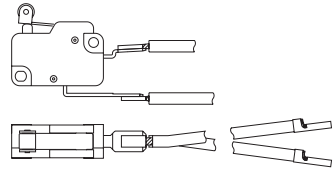



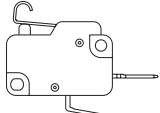



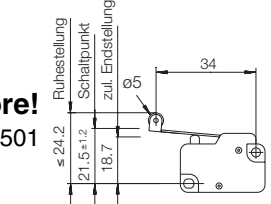
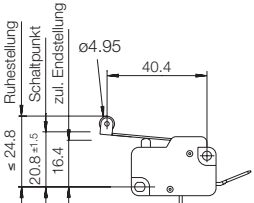



product No	kind of terminals	actuating force in N	Po	S	F		<b>tolerances to basic model</b>
1204	P-I 6,3	2,40-3,80				like .1201 contacts without cross rib	1006. (not injected) 20(4)/400~ 10 E3 16(4)/400~ 50 E3 10(6)/250~ 50 E3 T 100 μ  16A 125-250V AC 1/2 HP R 109  
1206	P-I 6,3	1,50-2,50				like .1201 contacts gold-plated contacts without cross rib	
1301 x	P-I 6,3	0,30-0,55				<b>lever 78 long</b> <b>contacts with cross rib</b>	<b>pre-travel max 8,5</b> <b>over-travel min 3,2</b> <b>movement differential max 1,8</b> <b>additional marking switch: production year/week according to DIN EN 60062</b>
							
1401 x	P-I 6,3	0,80-1,40				<b>lever 35,7 long</b> <b>contacts with cross rib</b>	<b>pre-travel max 4,0</b> <b>over-travel min 1,6</b> <b>movement differential max 0,7</b>
							
1501 x	P-I 6,3	0,70-1,25				lever 34 long with roll ø 5 PA yellow contacts with cross rib	pre-travel max 3,9 over-travel min 1,6 movement differential max 0,9
							
1504	P-I 6,3	1,20-2,10				like .1501 contacts without cross rib	1006. (not injected) 20(4)/400~ 10 E3 16(4)/400~ 50 E3 10(6)/250~ 50 E3 T 100 μ  16A 125-250V AC 1/2 HP R 109  
1505	P-I 6,3	0,70-1,25				like .1501 contacts gold-plated contacts without cross rib	
1511	P-I 6,3	0,70-1,25				<b>lever 34 long (neu)</b> <b>with roll ø 5 PA yellow</b> <b>(191.079.033)</b> <b>contacts with cross rib</b>	<b>alternative version for 1006.1501</b> <b>pre-travel max 3,9</b> <b>over-travel min 1,6</b> <b>movement differential max 0,9</b>
							
1514	P-I 6,3	1,20-2,10				like .1511 contacts without cross rib	1006. (not injected) 20(4)/400~ 10 E3 16(4)/400~ 50 E3 10(6)/250~ 50 E3 T 100 μ  16A 125-250V AC 1/2 HP R 109  
1801 x	P-I 6,3	1,50-2,50				<b>lever 28,8 long</b> <b>spring steel</b> <b>with bend</b> <b>life endurance mech:</b> <b>50.000</b> <b>contacts with cross rib</b>	<b>pre-travel max 3,5</b> <b>over-travel min 1,0+</b> <b>1,5 recoiling</b> <b>movement differential max 0,6</b>
							

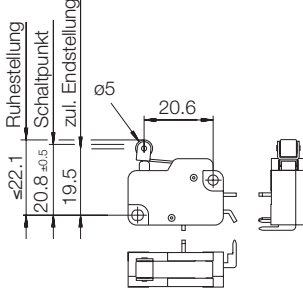
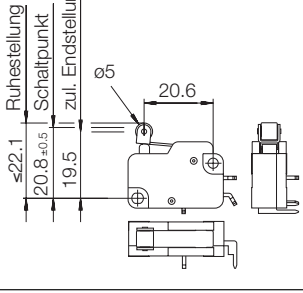
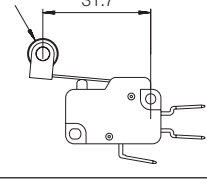
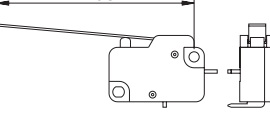
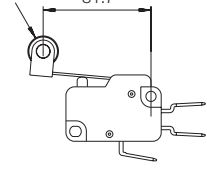




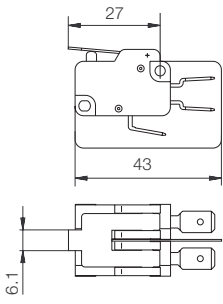
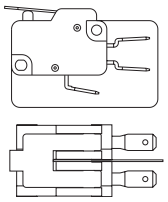
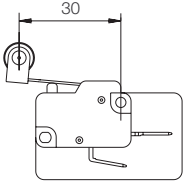



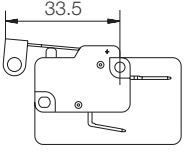



product No	kind of terminals	actuating force in N	Po	S	F	
<b>tolerances to basic model</b>						
2805 Y+ (07445)	P-I 6,3 in special version terminal 2: 2x P-I 2,8 90° angled	2,40-3,80			NO	<p>contact gap &gt; 3 contacts without cross rib</p> <div style="display: flex; align-items: center;">  <div> <p>1006. 10 (4)/400~ 10 E 3 T 100  <u>6(2,5)/400~ 50 E 3</u> 10A 125-250V AC 1/4 HP R 44 </p> <p>operating position 15 ± 0,4      pre-travel max 2,0 over-travel min 0,6 movement diff. max 1,2</p> <p>additional marking switch + packing: 2 607 200 291 additional marking switch: production year/week according to DIN EN 60062</p> </div> </div>
2915 Y (56553)	P-I 6,3	1,20-2,00			NO	<p>lever 30 long supported inside terminal 2 with contacts in special version contacts with cross rib</p> <div style="display: flex; align-items: center;">  <div> <p>free position max 18,2      pre-travel max 3,9 operating position 15,5 ± 1,2      over-travel min 1,3 total travel position allowed 13,0      movement diff. max 0,9 additional marking switch: production year/week according to DIN EN 60062</p> </div> </div>
3003 Y (03787)	P-I 4,8 P-terminal 90° angled	0,70-1,25			NO	<p>lever (simulated roll) 34 long in special version contacts without cross rib</p> <div style="display: flex; align-items: center;">  <div> <p>free position max 24,2      pre-travel max 3,9 operating position 21,5 ± 1,2      over-travel min 1,6 total travel position allowed 18,7      movement diff. max 0,9 additional marking switch: production year/week according to DIN EN 60062 additional marking packing: 4222 048 48893</p> </div> </div>
3004 Y (60550)	P-I 6,3	1,20-2,10			NO	<p>like .3003 contacts gold-plated contacts without cross rib</p> <div style="display: flex; align-items: center;">  <div> <p>additional marking switch: production year/week according to DIN EN 60062</p> </div> </div>




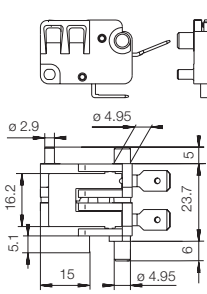
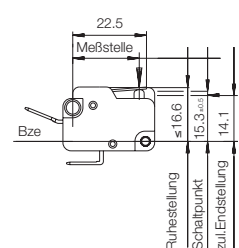






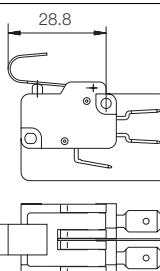


basic type/page <b>1006/5</b>		<b>Product list snap action switches</b>	version 30.11.2005	basic type/page <b>1006/5</b>
----------------------------------	--	--	-----------------------	----------------------------------

product No	kind of terminals	actuating force in N	Po	S	F	tolerances to basic model
3106	P-I 6,3	1,10-2,10			NC	lever 35,7 long contacts without cross rib  1006. (not injected) 20(4)/400~ 10 E3 16(4)/250~ 50 E3 T 100 $\mu$  10(6)/250~ 50 E3 16A 125-250V AC 1/2 HP R 109   pre-travel max 4,0 over-travel min 1,6 movement differential max 0,7
3201	solder	1,50-2,50			NC	lever 20,6 long with roll $\varnothing$ 5 PA yellow contacts with cross rib  for switch 1006.8401
3307 Y (34526)	P-I 6,3 in special version	2,40-3,80			NO	lever 20,6 long with roll $\varnothing$ 5 tongue silver-plated contacts without cross rib <b>K-switch, only            internal demand.            Do not offer!</b>  1006. for 1006.3309 21(8)/250~ 25 E3 T 100 $\mu$  16(4)/250~ 50 E3 16A 125-250V AC 1/2 HP R 109   free position max 22,1 total travel position allowed 19,5 operating position 20,8 $\pm$ 0,5
3309 Y+ (34526)	P-I 6,3 in special version with cable	2,40-3,80			NO	consisting of switch 1006.3307 with cable  1006. 21(8)/250~ 25 E3 T 100 $\mu$  16(4)/250~ 50 E3 16A 125-250V AC 1/2 HP R 109   free position max 22,1 total travel position allowed 19,5 operating position 20,8 $\pm$ 0,5
3402	P-I 6,3	1,60-2,80			NC	simulated roll lever 21 long contact gap > 3 contacts without cross rib  1006. (not injected) 10(4)/400~ 10 E3 6(2,5)/400~ 50 E3 T 100  10A 125-250V AC 1/4 HP R 44   free position max 22,0 pre-travel max 1,9 operating position 20,5 $\pm$ 0,4 over-travel min 0,8 total travel position allowed 19,3 movement diff. max 1,0
3501	P-I 6,3	0,70-1,25			NC	lever 34 long with roll $\varnothing$ 5 PA yellow contacts with cross rib <b>Do not offer any more!</b> alternative version 1006.1501  pre-travel max 3,9 over-travel min 1,6 movement differential max 0,9 additional marking switch: 002 545 37 14
3504	P-I 6,3 in special version	0,80-1,40			NC	like .3501 contact gap > 3 lever in inside supported contact pairing AgCdO/AgCdO tongue silver-plated  1006. (not injected) 10(6)/250~ 50 E3 T 100  10A 125V-250V AC 1/2 HP R 10   pre-travel max 5,5 over-travel min 2,9 movement differential max 3,5

product No	kind of terminals	actuating force in N	Po	S	tolerances to basic model
4103	PCB angled to socket	1,50-2,50			lever 20,6 long with roll $\varnothing$ 5 PA yellow moving contact parts milled contacts with cross rib 
4203	PCB angled to cover	1,50-2,50			lever 20,6 long with roll $\varnothing$ 5 PA yellow moving contact parts milled contacts with cross rib 
4302	P-I 6,3	0,70-1,40			lever 31,7 long with roll $\varnothing$ 9 PA yellow contacts with cross rib  <div style="display: flex; justify-content: space-between;"> <div> <p>free position max 28,3 operating position <math>25,7 \pm 1,0</math> total travel position allowed 23,6 additional marking switch: production year/week according to DIN EN 60062</p> </div> <div> <p>pre-travel max 3,6 over-travel min 1,1 movement diff. max 0,7</p> </div> </div>
4402	PCB angled to socket	1,50-2,50	NO		lever 58 long contacts gold-plated  <div style="display: flex; justify-content: space-between;"> <div> <p>pusher data: free position max 16 operating position <math>14,7 \pm 0,5</math> total travel position allowed 13,4</p> </div> <div> <p>pre-travel max 3,6 over-travel min 1,1 movement diff. max 0,7</p> </div> </div>
4601	3x2 P-I 2,8	0,50-1,10			lever 31,7 long with roll $\varnothing$ 9 PA yellow contacts with cross rib  <div style="display: flex; justify-content: space-between;"> <div> <p>1006. (not injected) <u>6(2.5)/250~ 50 E 3 T 100 <math>\mu</math></u> <sub>05</sub> 6A 125-250V AC 1/4 HP R 9 </p> <p>free position max 28,3 operating position <math>25,7 \pm 1</math> total travel position allowed 23,6 additional marking switch: ●</p> </div> <div> <p>pre-travel max 3,6 over-travel min 1,1 movement diff. max 0,9</p> </div> </div>

product No	kind of terminals	actuating force in N	Po	S	F		
<b>tolerances to basic model</b>							
9001	P-I 6,3	2,00-4,00	2x 1	C O C		consisting of 2 switch 1006. with hard paper board 231 010 011 lever 27 long contacts with cross rib	 <p>free position max 17,2      pre-travel max 2,6            operating position 15,3 ± 0,7      over-travel min 0,8            total travel position allowed 13,8      movement diff. max 0,5</p>
9011	P-I 4,8	2,00-4,00	2x 1	C O C		like .9001	
9103 Y+ (61500) (10112)	P-I 6,3	1,70-3,20	2x 1	NC		consisting of 2 switch 1006. with hard paper board 231 010 011 lever 30 long with roll ø 9 PA contact gap > 3 contact pairing AgNi/AgCu tongue silver-plated contacts without cross rib additional marking switch: production year/week according to DIN EN 60062	 <p>1006.      not injected            20(4)/400~ 10 E3            16(4)/250~ 50 E3 T 100             10(6)/250~ 50 E3            16A 125-250V AC 1/2 HP R 109              free position max 28,3      pre-travel max 3,7            operating position 25,6 ± 1,0      over-travel min 0,8            total travel position allowed 23,8      movement diff. max 1,8</p>
9304 Y+ (61500)	P-I 6,3	2,60-4,30	2x 1	NO		consisting of 2 switch 1006. with hard paper board 231 010 011 lever without roll inverse mounted contact gap > 3 contact pairing AgNi/AgCu tongue silver-plated contacts without cross rib additional marking switch: production year/week according to DIN EN 60062	 <p>1006.      (not injected)            16(4)/250~ 50 E 3             10(6)/250~ 50 E 3 T 125            16A 125 - 250V AC 1/2 HP R109              free position max 18,8      pre-travel max 3,9            operating position 15,6±0,7      over-travel min 1,1            total travel position allowed 13,8      movement diff. max 2,3</p>

basic type/page <b>1006/8</b>		<b>Product list snap action switches</b>	version 22.9.2005	basic type/page <b>1006/8</b>
----------------------------------	--	--	----------------------	----------------------------------

product No	kind of terminals	actuating force in N	Po	S	F	tolerances to basic model
9702 Y+ (70284)	P-I 6,3 P-terminal 90° angled	4,80-7,60	2x 1	NO		<p>consisting of 2 switch 1006. with cover in special version socket with 1 pin 5 long <math>\varnothing</math> 2,9 and 1 Zapfen 5 long <math>\varnothing</math> 4,95 cover with 1 pin <math>\varnothing</math> 4,95 6 long and actuating surface lever 22,5 long contact pairing AgCdO/AgCdO contacts without cross rib</p>   <p>1006. <math>\mu</math> 21(8)/250~ 25 E3 T 100 <math>\mu</math>  <u>16(4)/250~ 50 E3</u> 16A 125V AC 1 HP 16A 250V AC 2 HP R 38 </p> <p>pre-travel max 1,8 over-travel min 0,7 movement differential max 0,4</p> <p>additional marking packing: 6.631.946.0</p>
9703 Y+ (70284)	P-I 6,3 P-terminal 90° angled	4,80-7,60	2x 1	NO		<p>like .9702 tongue silver-plated</p> <p>1006. <math>\mu</math> 21(8)/250~ 25 E3 T 100 <math>\mu</math>  <u>16(4)/250~ 50 E3</u> 16A 125V AC 1 HP 16A 250V AC 2 HP R 38 </p>
9804 Y+ (08500)	P-I 6,3	3,30-5,50	2x 1	NO		<p>like .9001 contact gap &gt; 3 contact pairing AgNi/AgCu tongue silver-plated contacts without cross rib</p> <p>1006. not injected 20(4)/400~ 10 E3 16(4)/250~ 50 E3 T 100  <u>10(6)/250~ 50 E3</u> 16A 125-250V AC 1/2 HP R 109 </p> <p>pre-travel max 2,8 operating position 14,9 <math>\pm</math> 0,5 over-travel min 0,6 movement diff. max 1,7</p> <p>additional marking switch: production year/week according to DIN EN 60062</p>
9820	P-I 6,3	4,80-7,60	2x 1	NO		<p>consisting of 2 switch 1006. contact gap &gt; 3 with hard paper board 231 010 011 lever 28,8 long with bend life endurance mech: 50.000 contacts with cross rib</p>  <p><b>Do not offer any more!</b></p> <p>1006. 10(4)/400~ 10 E 3 T 100  <u>6(2,5)/400~ 50 E 3</u> 10 A 125-250V AC 1/4 Hp R 44 </p> <p>free position max 25,0 pre-travel max 4,6 operating position 21,3 <math>\pm</math> 0,9 over-travel min 0,7+ total travel position allowed 18,5 recoiling 1,2 movement diff. max 2,4</p>