
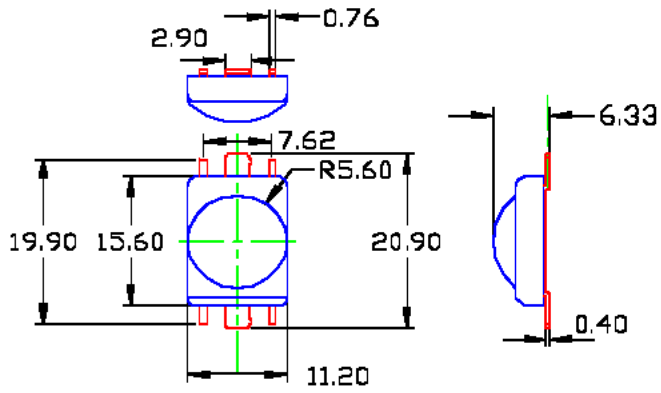


## FK 204K-150XX

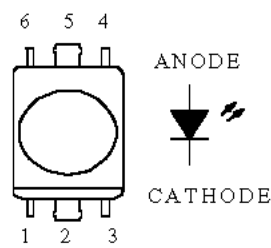
V1.0



**PACKAGE DIMENSIONS**



COLOR	R	G	B	C	A
ANODE	6	6	6	6	6
CATHODE	2	3	3	3	2
	5				5



### ◆ ABSOLUTE MAXIMUM RATINGS: (T<sub>j</sub>=25 °C)

Part NO.	P <sub>D</sub> (mW)	V <sub>R</sub> (V)	T <sub>opr</sub>	T <sub>stg</sub>
FK 204K-150XX	350/520	5	-20 °C to 80 °C	-35 °C to 85 °C
PARAMETER	Power Dissipation	Reverse Voltage	Operating Temperature Range	Storage Temperature Range

### ◆ ELECTRO-OPTICAL CHARACTERISTICS: (T<sub>j</sub>=25 °C)

Part NO.	V <sub>F</sub> (V)			I <sub>R</sub> (μA)	λ <sub>D</sub> (nm)	2 θ 1/2 (deg)	Intensity I <sub>v</sub> (cd)			Total Flux (F v)
	Min	Typ	Max	Max	Typ	Typ	Min	Typ	Max	Typ
FK 204K-150R1	2.0	2.4	2.8	100	620	100	2.4	4	-	3
FK 204K-150A1	2.0	2.4	2.8	100	590	100	2.4	4	-	6
FK 204K-150B1	3.0	3.4	4.0	100	470	100	0.9	1.5	-	2
FK 204K-150C1	3.0	3.4	4.0	100	505	100	1.2	2	-	4
FK 204K-150G1	3.0	3.4	4.0	100	525	100	1.2	2	-	3
FK 204K-150BW1	3.0	3.4	4.0	100	7000°K(x=0.31/y=0.31)	100	0.9	1.5	-	4
TEST CONDITION	I <sub>F</sub> =150mA			V <sub>R</sub> =5V	I <sub>F</sub> =150mA	I <sub>F</sub> =150mA	I <sub>F</sub> =150mA			I <sub>F</sub> =150mA

- All dimensions are in millimeters
- Tolerance is ±0.25mm unless otherwise specified